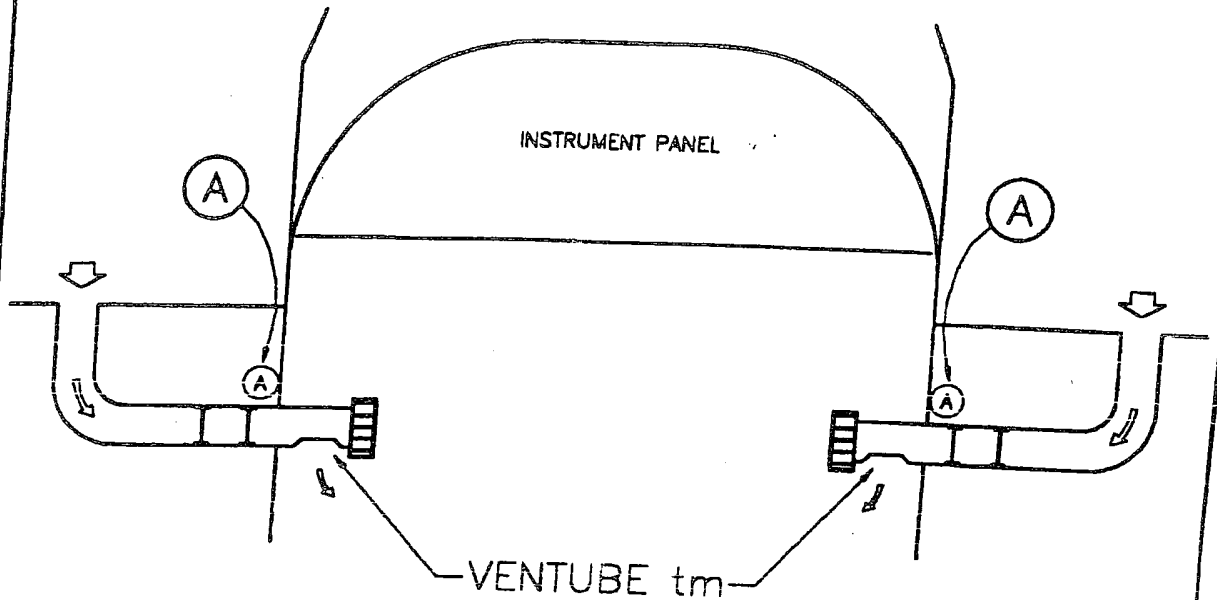


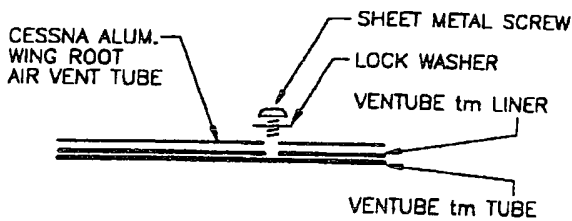
EXTERNAL INSTALLATION INSTRUCTIONS (-1)

6

SEE PAGE 3



DETAIL (A)



STC SAB150SW,
PATENT NO. 5,162,018

SOROS, INC.

102 MOLALA COVE
LAKE KIOWA, TEXAS 76240-9420
TEL. 940 668 8470 FAX. 940 668 2826

DESIGNER: Donald L. Horton, P.E.

VENTUBE™
TITLE: **INSTALLATION**

DRAWN BY: AMC CHECKED BY: DLH

APPROVED BY:

SCALE: NONE

DATE OF FIRST ISSUE: 2-1-91

REVISIONS: A 2-21-91 F 2-12-93

REVISIONS: B 5-21-91

REVISIONS: C 6-17-91 N 11-1-93

REVISIONS: D 9-9-91 N 10-1-97 R

PAGE 2 DRAWING NO. **SI-50**

FILE NAME: 97a1214r.wmf

PLOT DATE: 10-8-97

THE DESIGNS, CONSTRUCTIONS, ARRANGEMENTS, DISCLOSURES, AND DEVICES SHOWN OR DESCRIBED IN THE PROPOSAL, ORDER, DRAWING, OR DOCUMENT WHEREIN THIS PROVISION APPEARS, AND ALL DRAWINGS, SPECIFICATIONS, AND DOCUMENTS FORMING A PART THEREOF, BY REFERENCE OR OTHERWISE, ARE THE PROPERTY OF SOROS, INC., AND ARE SUBMITTED IN CONFIDENCE WITH THE UNDERSTANDING AND AGREEMENT THAT SUCH DESIGNS, CONSTRUCTIONS, ARRANGEMENTS, DISCLOSURES, AND DEVICES SHALL NOT BE USED OR COPIED IN WHOLE OR IN PART BY THE PERSON, FIRM, OR CORPORATION WHO MAY HAVE POSSESSION OF ANY SUCH DRAWINGS, SPECIFICATIONS, OR DOCUMENTS, OR TO WHOM ANY SUCH PROPOSAL OR ORDER IS DIRECTED, EITHER IN BEHALF OF SUCH PERSON, FIRM, OR CORPORATION, OR ON BEHALF OF ANY OTHER PERSON, FIRM, OR CORPORATION WHOSOEVER, WITHOUT THE PRIOR WRITTEN PERMISSION OF SOROS, INC. >>>>>>

NOTES:

1. Repeat for other side of aircraft if installing two VENTUBE tm's.
2. If necessary to install thermometer in cap, drill appropriate sized hole in center of cap. WARNING: OAT temperature may be incorrect when Ventube is closed due to no air movement past probe.
3. Refer to Approved Model List SI-100, dated 2-2-93, or later FAA approved revision.
4. Sheet metal screw PSB4-3/16 IFI ms Zinc Dichromated.
5. High collar lock washer for above screw also Zinc Dichromated.

MATERIAL DESCRIPTION

| QTY. | REQ'D | PART NUMBER | DESCRIPTION |
|------|-------|-------------|-----------------------------|
| | 1 | SI-2-1 | FINAL ASSEMBLY |
| 1 | | SI-2-2 | FINAL ASSEMBLY |
| 1 | 1 | SI-50 | INSTALL |
| -2 | -1 | SI-2-1 | NOT IN PRODUCTION THIS TIME |

CABIN INSTALLATION INSTRUCTIONS

STC SA8150SW,
PATENT NO. 5,162,018

SI-1-1

I. WING ROOT



II.

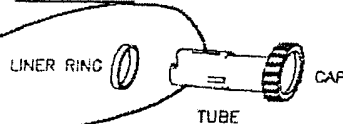
VENTUBE ASSEMBLY



III. WING ROOT



IV. WING ROOT

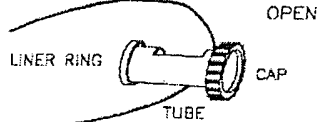


WING ROOT



CLOSED

WING ROOT



OPEN

THE DESIGNS, CONSTRUCTIONS, ARRANGEMENTS, DISCLOSURES, AND DEVICES SHOWN OR DESCRIBED IN THE PROPOSAL, ORDER, DRAWING, OR DOCUMENT WHEREIN THIS PROVISION APPEARS, AND ALL DRAWINGS, SPECIFICATIONS, AND DOCUMENTS FORMING A PART THEREOF, BY REFERENCE OR OTHERWISE, ARE THE PROPERTY OF SOROS, INC., AND ARE SUBMITTED IN CONFIDENCE WITH THE UNDERSTANDING AND AGREEMENT THAT SUCH DESIGNS, CONSTRUCTIONS, ARRANGEMENTS, DISCLOSURES, AND DEVICES SHALL NOT BE USED OR COPIED IN WHOLE OR IN PART BY THE PERSON, FIRM, OR CORPORATION WHO MAY HAVE POSSESSION OF ANY SUCH DRAWINGS, SPECIFICATIONS, OR DOCUMENTS, OR TO WHOM ANY SUCH PROPOSAL OR ORDER IS DIRECTED, EITHER IN BEHALF OF SUCH PERSON, FIRM, OR CORPORATION, OR ON BEHALF OF ANY OTHER PERSON, FIRM, OR CORPORATION WHOMSOEVER, WITHOUT THE PRIOR WRITTEN PERMISSION OF SOROS, INC. >>>>>>>

SOROS, INC.

102 MOLALA COVE
LAKE KIOWA, TEXAS 76240-9420
TEL. 940 668 8470 FAX. 940 668 2828

DESIGNER: Donald L. Horton, P.E.

VENTUBE™

TITLE: **INSTALLATION**

DRAWN BY: AMC CHECKED BY: DLH

APPROVED BY:

SCALE: NONE

DATE OF FIRST ISSUE: 2-1-91

REVISIONS: A 2-21-91 F 2-12-93

REVISIONS: B 5-21-91

REVISIONS: C 6-17-91 N 11-1-93

REVISIONS: D 9-9-91 N 10-1-97 R

DRAWING NO. **SI-50**

FILE NAME: 97a1213r.vwf

PLOT DATE: 10-8-97